


**SHOW ME QUESTIONS**


One 'Show Me' question will be asked while you are driving. You will need to demonstrate that you can correctly operate one of the car's controls; when you consider it safe to do so.

**Show me how you wash and clean the rear or front windscreen**




The washer lever is to the right of the steering wheel. Push and hold the lever forward for a few seconds to clean the windscreen. To pull and hold the lever towards you to 'auto mode', turn the dial two down.

**Show me how you demist the front or rear windscreen**




**REMEMBER**  
You will need to get the wipers correct to avoid one minor driving fault.

**Show me how you open and close the side window**



All window controls can be found on the driver's door. If you push and click the driver's window button (or pull up to close), the window will open/close without the need to hold the button. The other windows should only be opened or lifted the button.

**Show me how you operate the horn**






Identify the engine coolant. The coolant level should be between the min and max levels on the side of the header tank.

**Tell me how you'd check that the engine has sufficient engine coolant.**

**Tell me how you'd check that the engine has sufficient oil**

**Tell me how you'd check that you have a safe level of hydraulic brake fluid**



**TELL ME QUESTIONS**

One 'Tell Me' question will be asked at the start of your test before you start driving.

**TO OPEN THE BONNET**

1. Pull lever (below switches, driver's side)
2. Use bonnet catch pin catch to the left
3. Push down on the bonnet
4. To close, drop bonnet from about 30cm
5. If the bonnet doesn't close, lift and re-try

**IGNITION**




**TYRES**


**BRAKES**

**TELL ME QUESTIONS**

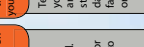
Tell me how you would check the tyres to ensure that they have sufficient road depth and that their condition is safe to use on the road.



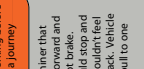
Tell me where you would find the information for the recommended tyre pressures for this car and how tyre pressures should be checked.




Tell me how you'd check the brake lights are working on this car.



Tell me how you'd check the brakes are working before starting a journey



Explain that you'd turn the ignition on and operate the brake pedal. You'd then make use of reflections in windows or doors, or ask someone to help.



Tell the examiner that there was a problem with your anti-lock braking system



Tell the examiner that you'd check the tyre pressure. The car should stop and the pedal shouldn't feel spongy or slack. Vehicle should not pull to one side.



**HEAD RESTRAINTS & POWER STEERING**

**Tell me how you would check the power-assisted steering is working before starting a journey**



**INDEPENDENT DRIVING**

During your test, you'll have to drive for about 20 minutes by either following directions from a Sat Nav or by following traffic signs (the examiner will tell you which you have to do).



**Following directions from a Sat Nav**  
The examiner will provide the Sat Nav and set it up for you. You can't follow directions from your own Sat Nav during the test.

**If you can't read the road signs**  
If you can't see the traffic sign (for example, because it's covered by trees) the examiner will give you directions until you can see the next one.

**Going off route**  
Your test result won't be affected if you take a wrong turning, unless you make a fault while doing it. The examiner will help you get back on route if you do.



**We use the same Sat Navs used by the examiners.**

**TELL ME QUESTIONS**

One 'Tell Me' question will be asked at the start of your test before you start driving.

**TO OPEN THE BONNET**

1. Pull lever (below switches, driver's side)
2. Use bonnet catch pin catch to the left
3. Push down on the bonnet
4. To close, drop bonnet from about 30cm
5. If the bonnet doesn't close, lift and re-try

**IGNITION**






**UNDER THE BONNET**



**Tell me how you'd check that the engine has sufficient engine coolant.**

**Tell me how you'd check that the engine has sufficient oil**

**Tell me how you'd check that you have a safe level of hydraulic brake fluid**



**TELL ME QUESTIONS**

**LIGHTS**

**Tell me how you'd check the direction indicators are working. You don't need to exit the vehicle**




Explain you'd operate the hazard lights, and then walk round the vehicle (as this is a 'tell me' question, you don't need to physically check the lights).

**Tell me how you'd switch your headlights from dipped beam to main/full beam and explain how you'd know the main beam is on**



Explain that you would twist the light indicator lever. Then push away from you for the main beam. Tell the examiner that you can see that the (blue) main beam warning light is displayed on the dashboard.

**Tell me how you'd check that the near fog lights and tail lights are working. You don't need to exit the vehicle**



Explain that the dipped headlights need to be switched on (the rear fog lights). Check that the warning light is on for the fog lights. Explain that you would only use the fog lights if you could not see further than 100 metres.

**TELL ME QUESTIONS**

**DID YOU KNOW?**  
You can watch a video of questions on the FDS website!

